



Ship Information

GREG MORTIMER

The *Greg Mortimer*, named after our co-founder, utilises some of the latest advancements in naval design & technology to revolutionise the small ship expedition cruising experience. The Ulstein X-Bow® hull makes sailing smoother and faster, and our ship can utilise a virtual anchoring system using GPS and high-tech steering to hold the ship's position so that sea floor is protected. Shore excursions are also made easier with four sea-level Zodiac-loading platforms, a mudroom and an activity preparation area, designed in close consultation with our world-renowned expedition and activity leaders.

SHIP FEATURES

- Highly qualified and experienced expedition team and international crew.
- The Ulstein X-BOW® hull allows the ship to pierce through waves to maintain speed of travel thus offering faster, more comfortable travel, lower fuel consumption and reduced emissions.
- All cabins feature twin or king bedding configuration and private bathrooms. 80% of cabins include a private balcony. Over 20 interconnecting Balcony Staterooms. 60% of cabins can accommodate a third person (triple share on request).
- Observation lounge and viewing platforms offer spectacular panoramic views of scenery and wildlife.
- State-of-the-art lecture theatre, two jacuzzis/plunge pools, multi-media room and library, gym, wellness centre and more!

- Purpose-built activity preparation areas including four Zodiac-launching platforms for fast and safe transition off the ship as you embark on multiple daily excursions.

*For select activity-focused voyages passenger limits may vary. Please refer to specific itineraries on the website for more information.

^ Dependent on passenger numbers.

Last updated December 2020

SHIP SPECIFICATIONS

Ulstein X-Bow® hull, safe return to port technology, dynamic positioning, and Zero Speed™ Stabilizers.


Capacity:	Average of 132 passengers across all voyages
Expedition team :	14 to 19 [^]
Hotel team:	47 to 56 [^]
Deck & Engine Crew:	24
Cabins:	79
Decks:	8
Year built:	2019
Chart Class:	A1 Ice Class
Length:	342.51ft
Breadth:	60.36ft
Draught:	16.73ft
Average Speed:	10-12 Knots
Full Speed:	15.5 Knots – maximum speed only used in case of emergencies
Tonnage:	GT 8500
Registry:	Nassau, BS
Voltage:	220V, 60HZ AC. Universal plug




Aurora Stateroom Triple & Twin

Triple Stateroom: Cabin 230.34ft² – 245.41ft², porthole and en suite.


Aurora Stateroom: Cabin 170ft² – 245.41ft², porthole and en suite.



Balcony Stateroom Cabin and balcony combined size 224.96ft²–301.39ft², private balcony and en suite. For cabin sizes of category A, B and C please contact us.



Balcony Stateroom Superior Cabin and balcony combined size 303.54ft²– 432.70ft², private balcony and en suite.



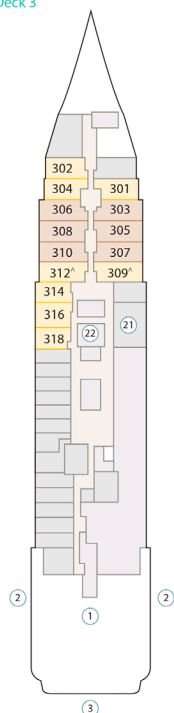
Junior Suite Cabin and balcony combined size 418.71ft², private balcony, en suite and lounge.



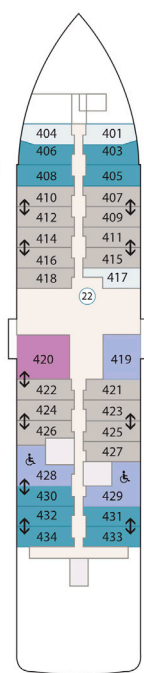
Captain's Suite Cabin and balcony combined size 478.99ft², private balcony, en suite and lounge.



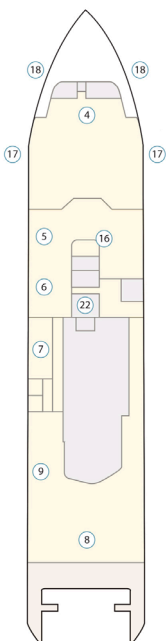
Deck 3



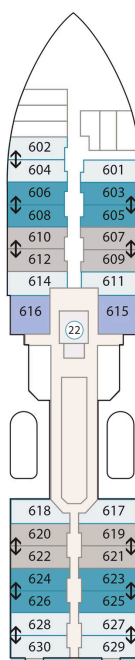
Deck 4



Deck 5



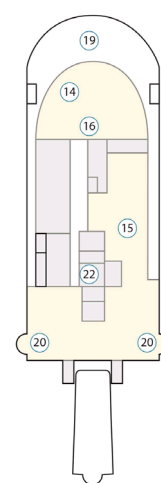
Deck 6



Deck 7



Deck 8



Cabin Category

- Aurora Stateroom Triple Share
- Aurora Stateroom Twin Share
- Balcony Stateroom - C
- Balcony Stateroom - B
- Balcony Stateroom - A

- Balcony Stateroom Superior (formerly Balcony Suite)
- Junior Suite
- Captain's Suite

↔ Connecting staterooms and suites

△ Expedition Team cabins on selected voyages

Open at the discretion of the Hotel Manager on selected voyages

Deck plan is subject to change.

Ship Features

- ① Change room / mudroom
- ② Zodiac-loading platforms
- ③ Activity launching platform
- ④ Lecture theatre & lounge
- ⑤ Assembly station
- ⑥ Reception
- ⑦ Ship shop
- ⑧ Dining room
- ⑨ Optional private dining room*
- ⑩ Library
- ⑪ Gym
- ⑫ Wellness centre / sauna
- ⑬ Sun deck
- ⑭ Observation lounge
- ⑮ Top deck BBQ area
- ⑯ Bars
- ⑰ Viewing platforms
- ⑱ Hydraulic viewing platforms
- ⑲ Observation decks
- ⑳ Jacuzzis / plunge pools
- ㉑ Medical clinic
- ㉒ Elevator
- ㉓ Bridge